

NOAC 2024

CU Boulder



SEEK NEW HEIGHTS

# Lodge Officer Boot Camp

So you want to be a lodge officer, huh?

Here's what you need to know

Griffin Pendleton • [Pendleton.griffin@gmail.com](mailto:Pendleton.griffin@gmail.com)

# Meet Your Trainer

- Japeechen Lodge 341
- Bordentown, NJ
- I am in incoming Freshman at the University of Connecticut and will be studying history



Me!!!!



# Learning Objectives

1. Defining what a lodge officer is and its obligations
2. What YOU can do
3. Transitioning to your role





# 1. Defining Officers

Positions and Obligations



# So What Is a Lodge Officer?

“Lodge Executive Committee typically consists of one or more vice chiefs, a secretary, and a treasurer, as well as chapter and/or service area chiefs and operating committee chairmen who are responsible for various aspects of the lodge’s program.” - Order of the Arrow



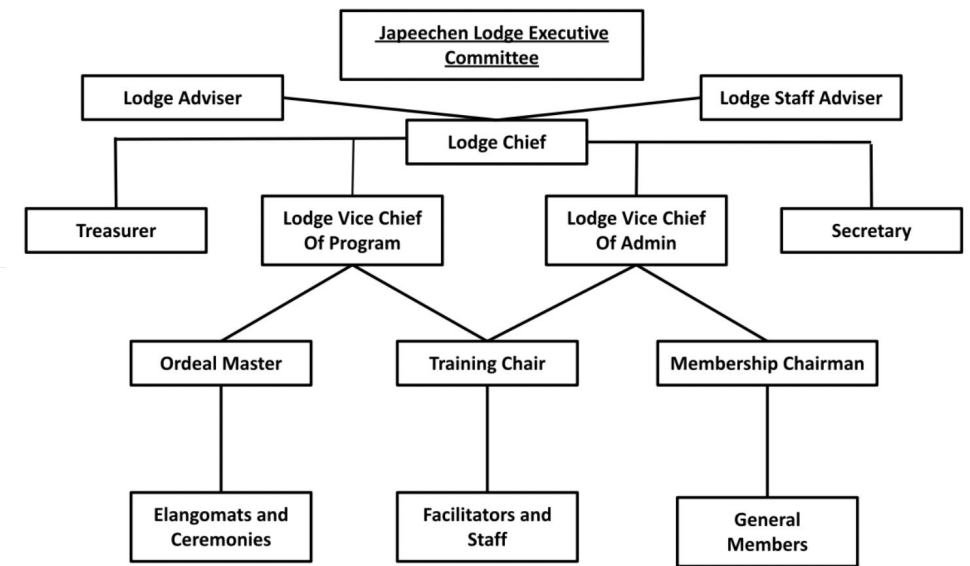
**BOY SCOUTS OF AMERICA®**

ORDER OF THE ARROW



# LEC Organization

- Chain of command
- Vice Chief positions and their responsibilities are determined on a lodge-to-lodge basis
- Not mentioned is the use of Chapter Chiefs, especially in large lodges





# Adult Roles

- As a youth-run youth-led organization, who makes decisions?
- Adult leadership still plays a pivotal role in the Order of the Arrow
- Youth can (and should) go to adult leadership for mentoring and help when needed
- You can't do everything on your own



What comes to mind when you see this image?



# Making Tough Choices



Your decisions should focus on what is best for your lodge

The right decision may not always be exactly what you want to do







## 2. What YOU Can Do

Making An Impact In Your Lodge



# Reaching Out

Don't be afraid to reach out to your lodge leadership (Officers, Chairs, or even advisors)

Their goal is also to help the OA Thrive and they will often do their best to help you get involved



# Finding a Committee

The best starting step to becoming an officer is often to serve as a committee chair

These positions are less intensive and are great for gauging your interest

## Examples

- Unit Elections
- Elangomats
- Ceremonies
- Culinary
- Chapter Officers



# Learning From Others



# Trust the Process

## Step 1

### Show up!

Continue coming to lodge events after your ordeal (I'm sure all of you have done this)

## Step 2

### Find a Committee

There are so many opportunities and (idk) within the Order of the Arrow so find one you like and get involved

## Step 3

### Reach Out

Don't be afraid to reach out to lodge leadership to express your interest in holding a position of responsibility



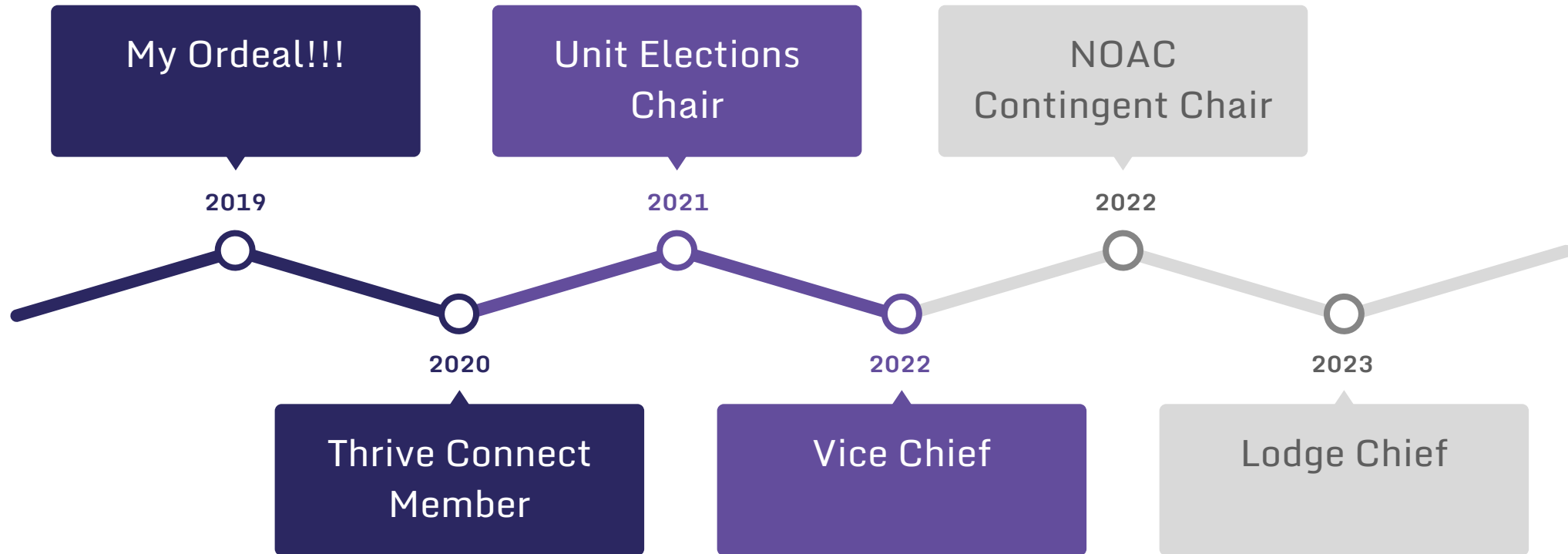


# Keep Pushing

- Odds are, you are going to lose at one time or another
- It's an unfortunate truth but you can use it to learn on what you can improve to help you moving forward
- Don't let your failures hold you back!



# My Personal Leadership Timeline





# 3. Transitioning To Your Role

Making It Smooth




# Event Planning

- Offer a variety of different programs
- Make sure there is something for everyone
- Take feedback on the event to see what people did and didn't enjoy



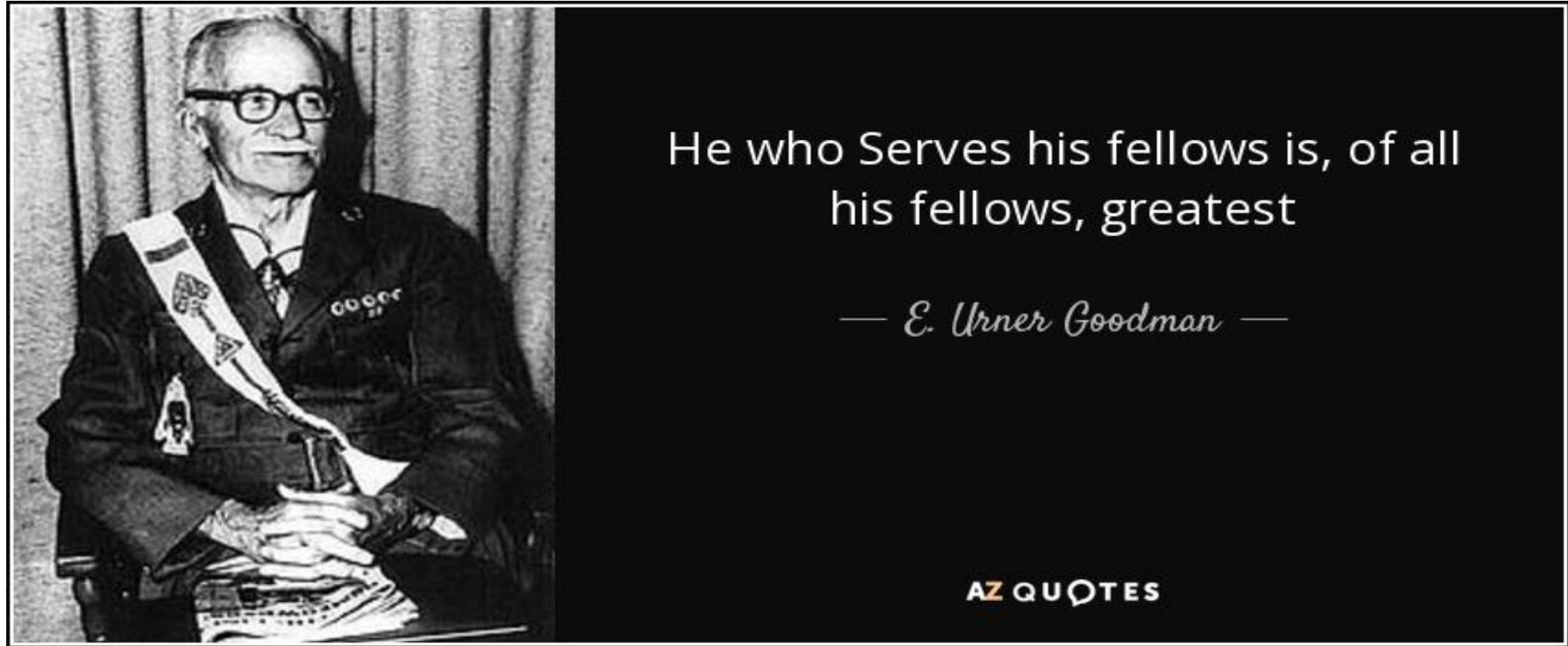
# Communication

- Communication should be constant OUTSIDE of LEC meetings
- A thriving lodge needs a thriving LEC
- There are plenty of different ways to keep in touch





# Servant Leadership



# Takeaway Challenge

Go home and make an impact in your lodge and if you're ready, take the next step as a leader





# Questions?



# Thank you!

Please take a moment to fill out the feedback form.

Griffin Pendleton

Email: [Pendleton.griffin@gmail.com](mailto:Pendleton.griffin@gmail.com)

Phone: (609) 940-1063

